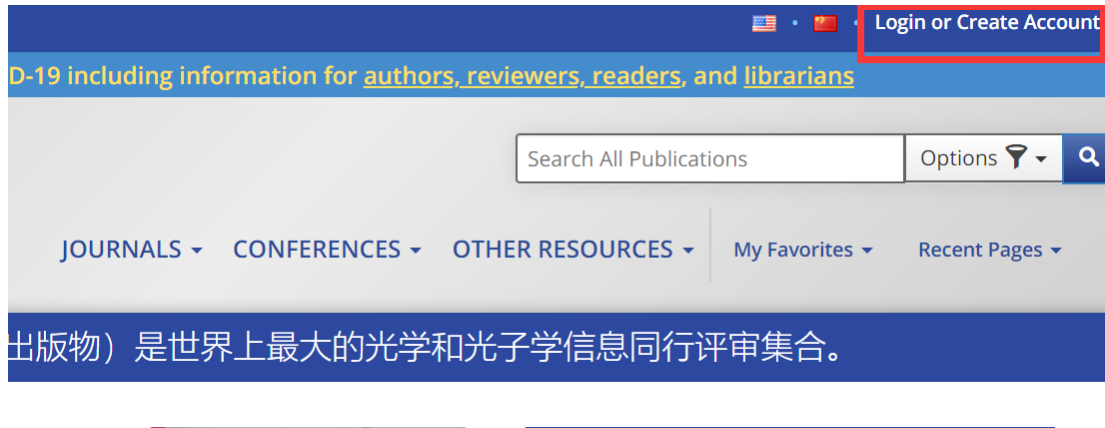
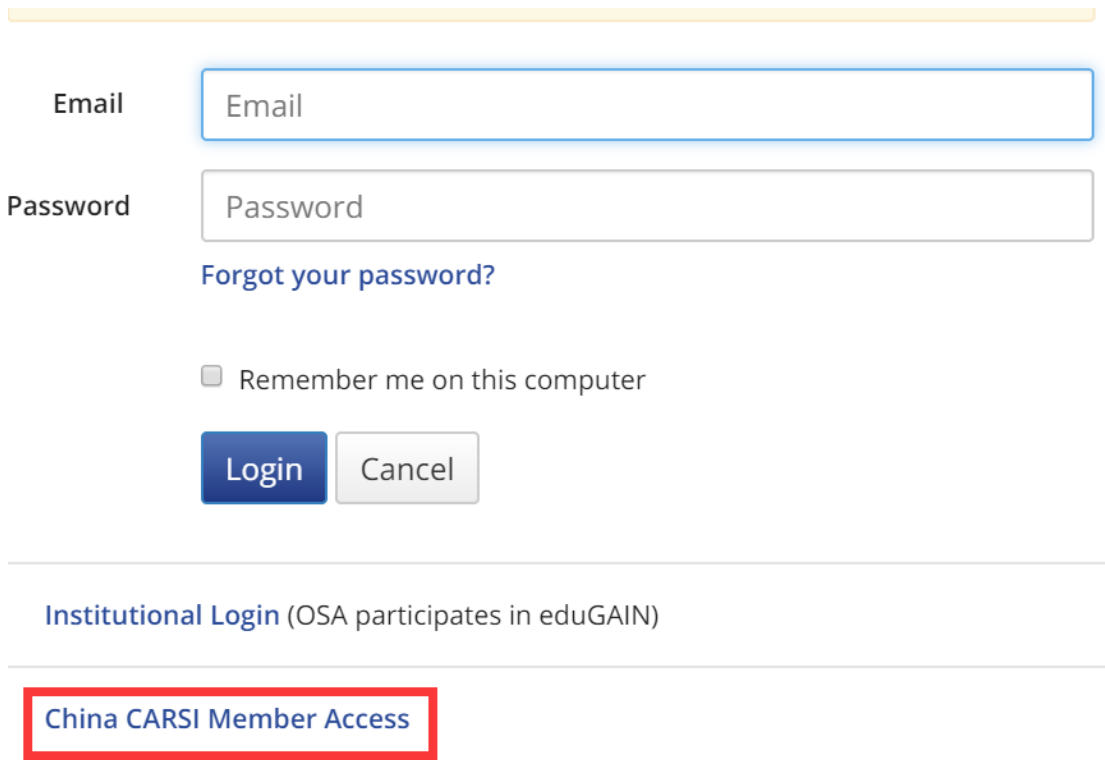


OSA 校外访问使用指南

1. 打开浏览器输入网址 <https://www.osapublishing.org/china/>。
2. 点击页面右上方“Login or Creat Account”



3. 点击“China CARSI Member Access”

A screenshot of the OSA login form. It features two input fields: "Email" and "Password". Below the "Password" field is a link "Forgot your password?". There is a checkbox labeled "Remember me on this computer". At the bottom of the form are two buttons: "Login" and "Cancel". Below the form, there is a section for "Institutional Login (OSA participates in eduGAIN)". Underneath this section, the link "China CARSI Member Access" is highlighted with a red rectangular box. Below this link, there is another link "China CAoS Member Access".


4. 输入我校名称，点击进入。



Sign in to The Optical Society

Find your institution

Examples: Science Academy, sue@uni.ac.uk, London.

 首都师范大学(Capital Normal University) >

5, 打开企业微信, 扫描二维码, 进行身份认证后即可访问。

企业微信登录



请使用企业微信扫描二维码登录
“CARSI资源共享”