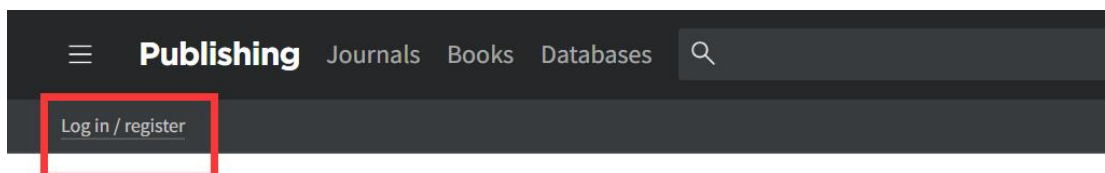


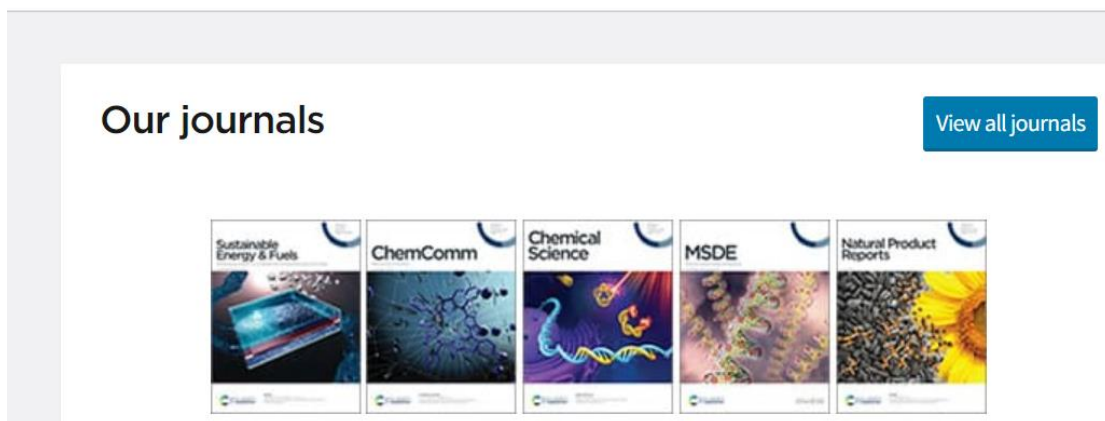
RSC 校外访问指南

1. 打开浏览器输入网址：<http://pubs.rsc.org/>。
2. 点击页面左上方的 Login



The Royal Society of Chemistry's

Journals, Books and Databases



3. 点击“Find my institution”

Log in with your Member, Subscriber or RSC Select Account

Account username

Account password

Log in

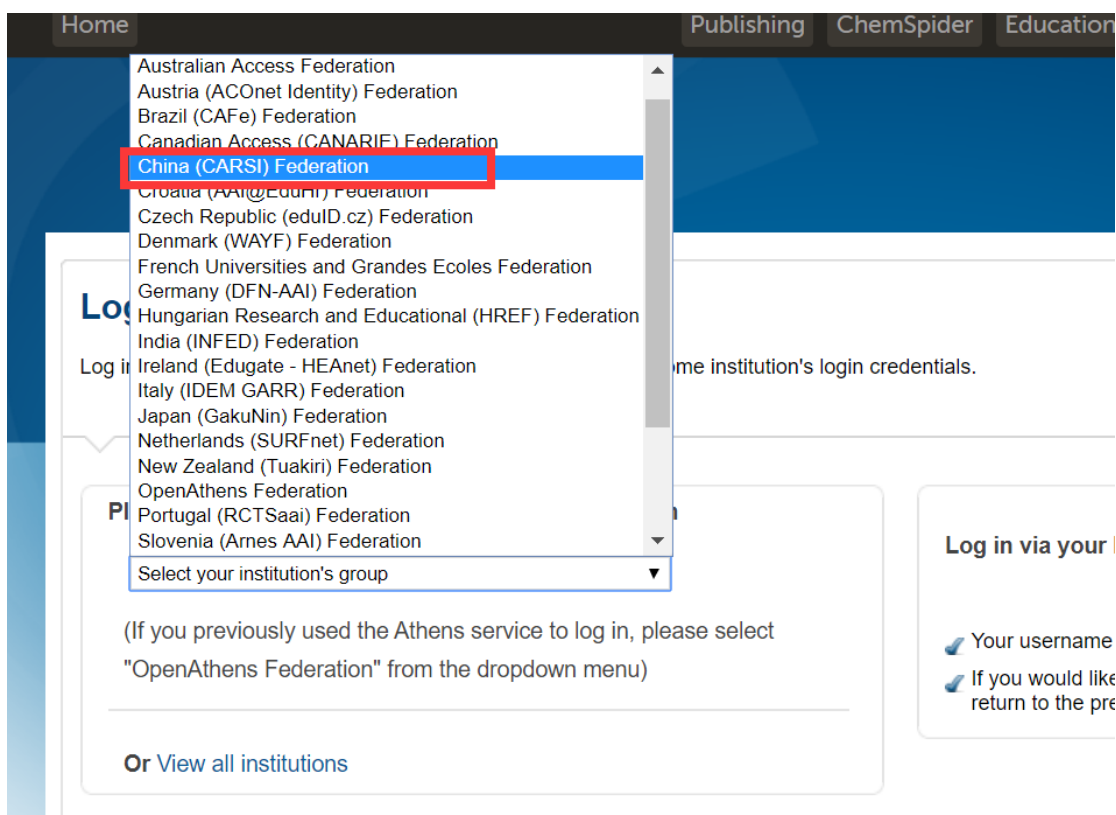
[Forgotten Member ID or password?](#)

Log in via your home institution

Access is provided using the Shibboleth federated identification method.

[Find my institution >](#)

4.在“Select your institution's group”下拉菜单中找到“China(CARSI) Federation”




The screenshot shows the login interface with a dropdown menu open. The menu lists various federations, and 'China (CARSI) Federation' is highlighted with a red box. Below the dropdown, there is a note: '(If you previously used the Athens service to log in, please select "OpenAthens Federation" from the dropdown menu)'. At the bottom of the dropdown menu, there is a link: 'Or View all institutions'.

5.找到本机构名称，点击进入

Beijing Normal University
Beijing Union University
Beijing University of Agriculture
Beijing University of Chemical Technology
Beijing University Of Chinese Medicine
Beijing University of Posts and Telecommunications
Beijing University of Posts and Telecommunications
Beijing University of Technology
Beijing University of Technology
Capital Normal University
Central South University
Central South University
Central South University of Forestry and Technology
Central University of Finance and Economics
Changchun University of Science and Technology
Changchun University of Technology
ChaoHu University
Chengdu University

6.打开企业微信，扫描二维码，进行身份验证后即可访问。

 企业微信登录



请使用企业微信扫描二维码登录
“CARSI资源共享”