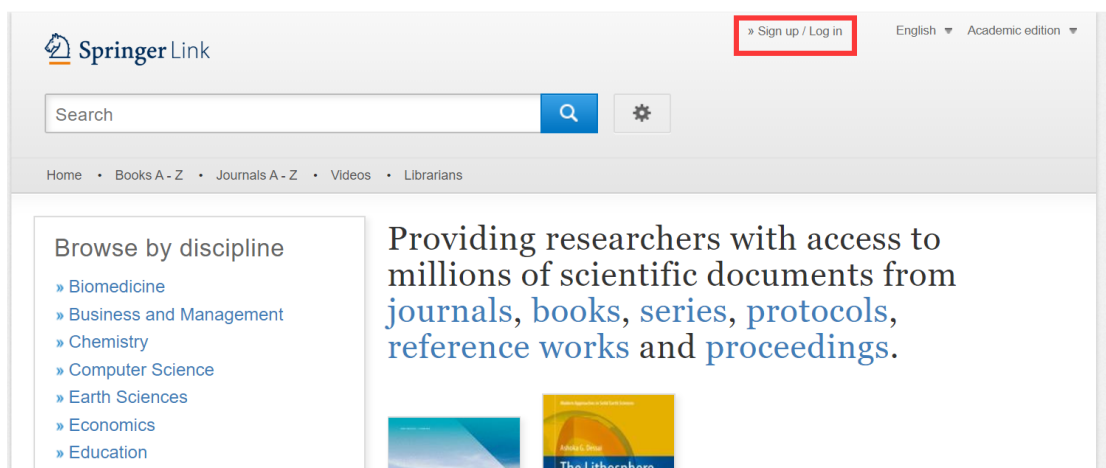


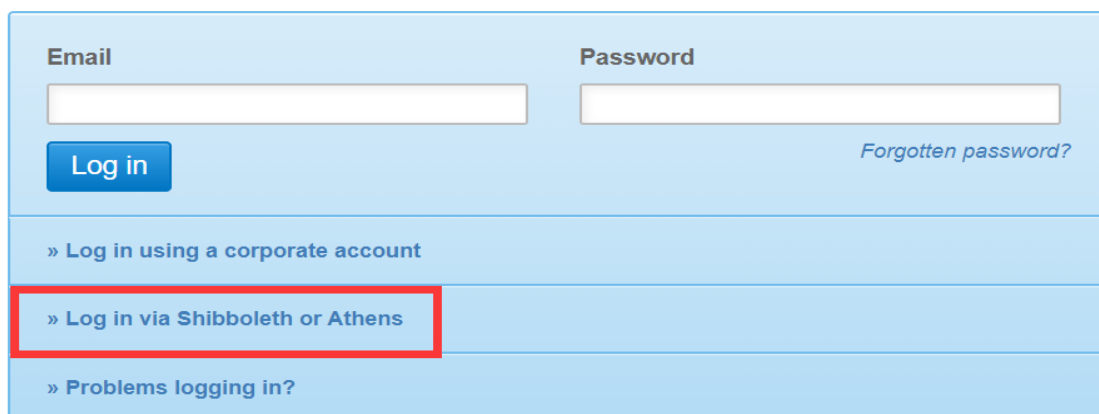
## Springer 电子图书校外访问指南

1. 打开浏览器输入网址：<https://link.springer.com/>。
2. 点击页面右上方的 Sign up/Log in



3. 点击 Log in via Shibboleth or Athens

Welcome back. Please log in.



Email

Password

[Forgotten password?](#)

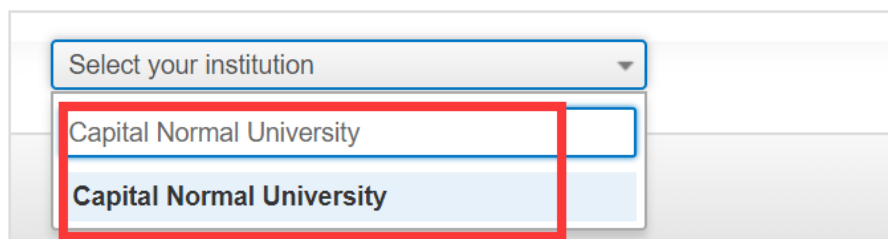
» [Log in using a corporate account](#)

» [Log in via Shibboleth or Athens](#)

» [Problems logging in?](#)

4. 在右侧“find your institution”输入栏中输入或在下拉菜单中找到本机构名称，  
点击进入。

Or, find your institution (via Shibboleth)



A screenshot of a web form for selecting an institution. At the top is a dropdown menu with the text "Select your institution" and a downward arrow. Below it, a list of institutions is displayed. The first two items are "Capital Normal University". The second item is highlighted with a blue background and is enclosed in a red rectangular box. The rest of the form is partially visible but mostly obscured by a grey background.

5.打开企业微信，扫描二维码，进行身份验证后即可访问。

